

INDEPENDENT AUDITOR'S REPORT

To The Members of Aqua Investments (India) Limited

Report on the Standalone Ind AS Financial Statements

We have audited the accompanying standalone Ind AS financial statements of Aqua Investments (India) Limited ("the Company"), which comprise the Balance Sheet as at 31st March, 2018, and the Statement of Profit and Loss (including Other Comprehensive Income), the Cash Flow Statement and the Statement of Changes in Equity for the year then ended, and a summary of the significant accounting policies and other explanatory information.

Management's Responsibility for the Standalone Financial Statements

The Company's Board of Directors is responsible for the matters stated in Section 134(5) of the Companies Act, 2013 ("the Act") with respect to the preparation of these standalone Ind AS financial statements that give a true and fair view of the state of affairs(financial position), profit or loss (financial performance including other comprehensive income), cash flows and changes in equity of the Company in accordance with the accounting principles generally accepted in India, including the Indian Accounting Standards (Ind AS) prescribed under section 133 of the Act.

This responsibility also includes maintenance of adequate accounting records in accordance with the provisions of the Act for safeguarding the assets of the Company and for preventing and detecting frauds and other irregularities; selection and application of appropriate accounting policies; making judgments and estimates that are reasonable and prudent; and design, implementation and maintenance of adequate internal financial controls, that were operating effectively for ensuring the accuracy and completeness of the accounting records, relevant to the preparation and presentation of the standalone Ind AS financial statements that give a true and fair view and are free from material misstatement, whether due to fraud or error.


Auditor's Responsibility

Our responsibility is to express an opinion on these standalone Ind AS financial statements based on our audit.

We have taken into account the provisions of the Act, the accounting and auditing standards and matters which are required to be included in the audit report under the provisions of the Act and the Rules made thereunder.

We conducted our audit of the standalone Ind AS financial statements in accordance with the Standards on Auditing specified under Section 143(10) of the Act. Those Standards require that we comply with ethical requirements and plan and perform the audit to obtain reasonable assurance about whether the standalone Ind AS financial statements are free from material misstatement.

An audit involves performing procedures to obtain audit evidence about the amounts and the disclosures in the standalone Ind AS financial statements. The procedures selected depend on the auditor's judgment, including the assessment of the risks of material misstatement of the standalone Ind AS financial statements, whether due to fraud or error. In making those risk assessments, the auditor considers internal financial control relevant to the Company's preparation of the standalone Ind AS financial statements that give a true and fair view in order to design audit procedures that are appropriate in the circumstances. An audit also includes evaluating the appropriateness of the accounting policies used and the reasonableness of the accounting estimates made by the Company's Directors, as well as evaluating the overall presentation of the standalone Ind AS financial statements.



We believe that the audit evidence we have obtained is sufficient and appropriate to provide a basis for our audit opinion on the standalone Ind AS financial statements.

Opinion

In our opinion and to the best of our information and according to the explanations given to us, the aforesaid standalone Ind AS financial statements give the information required by the Act in the manner so required and give a true and fair view in conformity with the accounting principles generally accepted in India including the Ind AS, of the state of affairs (financial position) of the Company as at 31st March, 2018, and its financial performance including other comprehensive income, its cash flows and the changes in equity for the year ended on that date.



Other Matters

The comparative financial information of the Company for the year ended 31st March 2017 and the transition date opening balance sheet as at 1st April 2016 included in these standalone Ind AS financial statements, are based on the previously issued statutory financial statements prepared in accordance with the Companies (Accounting Standards) Rules, 2006 audited by us and our reports for the year ended 31st March 2017 and 31st March 2016 dated 18th May, 2017 and 18th May, 2016 respectively, expressed an unmodified opinion on those standalone financial statements, as adjusted for the differences in the accounting principles adopted by the Company on transition to the Ind AS, which have been audited by us.

Our opinion is not modified in respect of these matters.

Report on Other Legal and Regulatory Requirements

1. As required by the Companies (Auditor's Report) Order, 2016 ("the Order") issued by the Central Government in terms of Section 143 (11) of the Act, we give in "Annexure A" a statement on the matters specified in paragraphs 3 and 4 of the Order.
2. As required by Section 143(3) of the Act, we report that:
 - a) We have sought and obtained all the information and explanations which to the best of our knowledge and belief were necessary for the purposes of our audit.
 - b) In our opinion, proper books of account as required by law have been kept by the Company so far as it appears from our examination of those books
 - c) The Balance Sheet, the Statement of Profit and Loss (including Other Comprehensive Income), the Cash Flow Statement and Statement of Changes in Equity dealt with by this Report are in agreement with the books of account.
 - d) In our opinion, the aforesaid standalone Ind AS financial statements comply with the Indian Accounting Standards prescribed under section 133 of the Act.
 - e) On the basis of the written representations received from the directors as on 31st March, 2018 taken on record by the Board of Directors, none of the directors is disqualified as on 31st March, 2018 from being appointed as a director in terms of Section 164(2) of the Act.



- f) With respect to the adequacy of the internal financial controls over financial reporting of the Company and the operating effectiveness of such controls, refer to our separate Report in "Annexure B".
- g) With respect to the other matters to be included in the Auditor's Report in accordance with Rule 11 of the Companies (Audit and Auditors) Rules, 2014, in our opinion and to the best of our information and according to the explanations given to us:
- i. There are no pending litigations that may have an impact on the Company's financial position;
 - ii. There are no material foreseeable losses, if any, on long term contracts required to be provided under the applicable law or accounting standards;
 - iii. There are no dues required to be transferred, to the Investor Education and Protection Fund by the Company; and

For **L.V. SRINIVASAN & ASSOCIATES**
Chartered Accountants
(Firm's Registration No.113830W)

Place: Mumbai

Date: 21 MAY 2018



A handwritten signature in black ink, appearing to read "L.V. Srinivasan".

(L.V.Srinivasan)
Proprietor
Membership No. 044415

ANNEXURE "A" REFERRED TO IN THE AUDITOR'S REPORT TO THE MEMBERS OF AQUA INVESTMENTS (INDIA) LIMITED ON THE FINANCIAL STATEMENTS FOR THE YEAR ENDED 31ST MARCH 2018.

- i.
 - a. According to the information and explanations given to us, the company has not granted any loans to companies, firms or other parties covered in the register maintained under section 189 of the Companies Act, 2013.
 - b. The company has not granted any loans, guarantees or security and has not made investments to which the provisions of section 185 and 186 of the Companies Act, 2013 apply.
- ii. In our opinion and according to the information and explanations given to us, the company has not accepted deposits from the public during the year.
- iii. In respect of statutory dues:
 - a. The Company did not have any employee on its payroll and hence depositing of statutory dues viz PF, ESIC do not apply to the company.
 - b. According to the records of the Company examined by us, there were no undisputed amounts payable in respect of Income Tax, Wealth Tax, Service Tax, Sales Tax, Customs Duty, Excise Duty, Value Added Tax, GST, Cess and other statutory dues outstanding as at 31st March, 2018 for a period of more than six months from the date they became payable.
- iv. According to the information and explanations given to us and the records of the company, the company has not raised money by way of initial public offer or further public offer or raised any term loans during the year.
- v. According to the information and explanations given to us and based on audit procedures performed and representations obtained from the management, we report that no fraud on or by the company, has been noticed or reported during the year under audit.
- vi. The Company is not a Nidhi Company and hence clause (xii) of the order is not applicable.
- vii. According to the information and explanations given to us the transaction entered into with the related parties were in compliance with sections 177 and 188 of Companies Act, 2013 and the details have been disclosed in the Financial Statements etc., as required by Indian Accounting Standard 24 – Related Party Disclosures.
- viii. The company has not made any preferential allotment or private placement of shares or fully or partly convertible debentures during the year under review.
- ix. According to the information and explanations given to us and based on verification of records, the company has not entered into any non-cash transactions with directors or persons connected with him.




- x. According to the information and explanations given to us, the company is registered under section 45-1A of the Reserve Bank of India Act, 1934.
- xi. According to the information and explanations given to us and taking into consideration the nature of the business of the Company, clauses (i), (ii), (vi), (viii), (xi) & (xiii) of the Companies (Auditors' Report) Order, 2016 are not applicable.

For **L.V. SRINIVASAN & ASSOCIATES**
Chartered Accountants
(Firm's Registration No.113830W)



Place: Mumbai

Date: 21 MAY 2018



(L.V.Srinivasan)
Proprietor

Membership No. 044415



ANNEXURE "B" REFERRED TO IN THE AUDITOR'S REPORT TO THE MEMBERS OF AQUA INVESTMENTS (INDIA) LIMITED ON THE FINANCIAL STATEMENTS FOR THE YEAR ENDED 31ST MARCH 2018.

Report on the Internal Financial Controls under Clause (i) of Sub-section 3 of Section 143 of the Companies Act, 2013 ("the Act")

We have audited the internal financial controls over financial reporting of Aqua Investments (India) Limited as of March 31st, 2018 in conjunction with our audit of the standalone financial statements of the Company for the year ended on that date.


Management's Responsibility for Internal Financial Controls

The Company's management is responsible for establishing and maintaining internal financial controls based on "the internal control over financial reporting criteria established by the Company considering the essential components of internal control stated in the Guidance Note on Audit of Internal Financial Controls Over Financial Reporting issued by the Institute of Chartered Accountants of India". These responsibilities include the design, implementation and maintenance of adequate internal financial controls that were operating effectively for ensuring the orderly and efficient conduct of its business, including adherence to company's policies, the safeguarding of its assets, the prevention and detection of frauds and errors, the accuracy and completeness of the accounting records, and the timely preparation of reliable financial information, as required under the Companies Act, 2013.

Auditors' Responsibility

Our responsibility is to express an opinion on the Company's internal financial controls over financial reporting based on our audit. We conducted our audit in accordance with the Guidance Note on Audit of Internal Financial Controls Over Financial Reporting (the "Guidance Note") and the Standards on Auditing, issued by ICAI and deemed to be prescribed under section 143(10) of the Companies Act, 2013, to the extent applicable to an audit of internal financial controls, both applicable to an audit of Internal Financial Controls and, both issued by the Institute of Chartered Accountants of India. Those Standards and the Guidance Note require that we comply with ethical requirements and plan and perform the audit to obtain reasonable assurance about whether adequate internal financial controls over financial reporting was established and maintained and if such controls operated effectively in all material respects.

Our audit involves performing procedures to obtain audit evidence about the adequacy of the internal financial controls system over financial reporting and their operating effectiveness. Our audit of internal financial controls over financial reporting included obtaining an understanding of internal financial controls over financial reporting, assessing the risk that a material weakness exists, and testing and evaluating the design and operating effectiveness of internal control based on the assessed risk. The procedures selected depend on the auditor's judgement, including the assessment of the risks of material misstatement of the financial statements, whether due to fraud or error.



We believe that the audit evidence we have obtained is sufficient and appropriate to provide a basis for our audit opinion on the Company's internal financial controls system over financial reporting.

Meaning of Internal Financial Controls over Financial Reporting

A company's internal financial control over financial reporting is a process designed to provide reasonable assurance regarding the reliability of financial reporting and the preparation of financial statements for external purposes in accordance with generally accepted accounting principles. A company's internal financial control over financial reporting includes those policies and procedures that (1) pertain to the maintenance of records that, in reasonable detail, accurately and fairly reflect the transactions and dispositions of the assets of the company; (2) provide reasonable assurance that transactions are recorded as necessary to permit preparation of financial statements in accordance with generally accepted accounting principles, and that receipts and expenditures of the company are being made only in accordance with authorisations of management and directors of the company; and (3) provide reasonable assurance regarding prevention or timely detection of unauthorised acquisition, use, or disposition of the company's assets that could have a material effect on the financial statements.

Inherent Limitations of Internal Financial Controls over Financial Reporting

Because of the inherent limitations of internal financial controls over financial reporting, including the possibility of collusion or improper management override of controls, material misstatements due to error or fraud may occur and not be detected. Also, projections of any evaluation of the internal financial controls over financial reporting to future periods are subject to the risk that the internal financial control over financial reporting may become inadequate because of changes in conditions, or that the degree of compliance with the policies or procedures may deteriorate.


Opinion

In our opinion, the Company has, in all material respects, an adequate internal financial controls system over financial reporting and such internal financial controls over financial reporting were operating effectively as at March 31, 2018 based on "the internal control over financial reporting criteria established by the Company considering the essential components of internal control stated in the Guidance Note on Audit of Internal Financial Controls Over Financial Reporting issued by the Institute of Chartered Accountants of India".

For **L.V. SRINIVASAN & ASSOCIATES**
Chartered Accountants
(Firm's Registration No.113830W)

Place: Mumbai

Date: 21 MAY 2018



A handwritten signature in black ink, appearing to read "L.V. Srinivasan".

(L.V.Srinivasan)
Proprietor

Membership No. 044415



Aqua Investment (India) Limited
Balance sheet as at 31st March 2018

	Notes	As at 31st March 2018 INR	As at 31st March 2017 INR	As at 1st April 2016 INR
ASSETS				
Non-current assets				
(a) Financial assets				
(i) Investments	2	126,347,063	98,707,916	78,517,888
(b) Non current tax assets	3	170,623	-	-
Total non-current assets		126,517,686	98,707,916	78,517,888
Current assets				
(a) Financial assets				
(i) Cash and cash equivalents	4	336,715	1,155,624	671,310
(ii) Bank balances other than (iii) above	5	10,574,640	8,235,388	7,402,808
(iii) Loans & advances	6	3,925,000	3,925,000	4,033,097
(iv) Others	7	333,332	226,575	34,764
Total current assets		15,169,687	13,542,587	12,141,979
Total assets		141,687,373	112,250,503	90,659,867
EQUITY AND LIABILITIES				
Equity				
(a) Equity share capital	8	17,702,000	17,702,000	17,702,000
(b) Other equity	9	123,778,086	94,346,397	72,737,526
Total equity		141,480,086	112,048,397	90,439,526
Liabilities				
Current liabilities				
(a) Other current liabilities	10	42,460	202,106	220,341
(b) Liabilities for current tax (Net)	11	164,827	-	-
Total current liabilities		207,287	202,106	220,341
Total liabilities		207,287	202,106	220,341
Total equity and liabilities		141,687,373	112,250,503	90,659,867
Significant accounting policies	1			
See accompanying notes to the financial statements				

As per our report of even date

For L V Srinivasan & Associates
Chartered Accountants
Firm's Registration No.: 113830W

L. V. Srinivasan

L. V. Srinivasan
Proprietor
Membership no.: 44415

Place : Mumbai
Date : 21st May 2018



For and on behalf of the board of directors of
Aqua Investment (India) Limited

Rajesh Sharma

Rajesh Sharma
Director

N. M. Ranadive

N. M. Ranadive
Director



Place : Mumbai
Date : 21st May 2018


Aqua Investment (India) Limited

Statement of profit and loss for the year ended 31st March 2018

	Notes	Year ended 31st March 2018 INR	Year ended 31st March 2017 INR
Income			
Revenue from operations		-	-
Other income	12	1,898,039	1,758,100
Total Income		1,898,039	1,758,100
Expenses			
Other expenses	13	57,728	42,055
Total expenses		57,728	42,055
Profit before tax		1,840,310	1,716,045
Tax expense			
Current tax		260,000	297,202
(Excess) / Short provision earlier years		(212,232)	-
Total tax expense		47,768	297,202
Profit after tax		1,792,542	1,418,843
Other Comprehensive Income			
Items that will not be reclassified to profit or loss			
(a) Equity instruments through other comprehensive income		27,639,147	20,190,029
Total Other Comprehensive Income		27,639,147	20,190,029
Total Comprehensive Income		29,431,689	21,608,872
Earnings per equity share: [Nominal value of shares INR 10 (2016-17: INR 10)]			
Basic		1.01	0.80
Diluted		1.01	0.80
Significant accounting policies	1		
See accompanying notes to the financial statements			

As per our report of even date

For **L. V. Srinivasan & Associates**
Chartered Accountants
Firm's Registration No.: 113830W



L. V. Srinivasan
Proprietor
Membership no.: 44415


Place : Mumbai
Date : 21st May 2018



For and on behalf of the board of directors of
Aqua Investment (India) Limited



Rajesh Sharma
Director



N. M. Ranadive
Director

Place : Mumbai
Date : 21st May 2018

Aqua Investment (India) Limited
Cash flow statement for the year ended 31st March 2018

	Year ended 31st March 2018 INR	Year ended 31st March 2017 INR
A. Cash flow from operating activities:		
Net profit before tax as per statement of profit and loss	1,840,310	1,716,045
Adjustment to reconcile profit before tax to net cash flows:		
Dividend received	(888,311)	(761,409)
Interest received	(622,126)	(624,838)
Cash generated from operations before working capital changes	329,874	329,798
Movements in working capital:		
(Increase) / Decrease in other current assets	(106,757)	(191,811)
(Decrease) / Increase in other liabilities	(159,646)	8,524
Cash generated from operations	63,471	146,511
Taxes paid	(53,564)	(215,864)
Net cash generated from operating activities (A)	9,907	(69,353)
B. Cash flow from investing activities:		
Investments made in others	(2,339,252)	(832,580)
Dividend received	888,311	761,409
Interest received	622,126	624,838
Net cash used in investing activities (B)	(828,816)	553,667
C. Cash flow from financing activities:		
Net cash generated / (used) in financing activities (C)	-	-
Net Increase in cash and cash equivalents (A)+(B)+(C)	(818,909)	484,314
Cash and cash equivalents as at the beginning of the year	1,155,624	671,310
Cash and cash equivalents as at the end of the year	336,715	1,155,624

Notes:

- The above Cash Flow Statement has been prepared under the "Indirect Method" as set out in the Indian Accounting Standard (Ind AS-7) - Statement of Cash Flow
- Cash and cash equivalents excludes the following balances with bank:


Cash and cash equivalents disclosed under current assets [Note 4]
Other bank balances disclosed under current assets [Note 5]
Total cash and cash equivalents as per Balance Sheet
Less: (ii) Other bank balances disclosed under current assets [Note 5]
Total cash and cash equivalents as per Statement of Cash Flows


Year ended 31st March 2018 INR	Year ended 31st March 2017 INR
336,715	1,155,624
10,574,640	8,235,388
10,911,355	9,391,012
10,574,640	8,235,388
336,715	1,155,624

- Previous year's figures have been regrouped/reclassified wherever applicable

As per our report of even date


For L. V. Srinivasan & Associates
Chartered Accountants
Firm's Registration No.: 113830W



L. V. Srinivasan
Proprietor
Membership no.: 44415




Place : Mumbai
Date : 21st May 2018

For and on behalf of the board of directors of
Aqua Investment (India) Limited


Rajesh Sharma
Director




N. M. Ranadive
Director

Place : Mumbai
Date : 21st May 2018

Aqua Investment (India) Limited


Statement of changes in Equity for the year ended 31st March 2018

A. Equity share capital

	2017-18		2016-17	
	Number of shares	INR	Number of shares	INR
Issued, subscribed and fully paid up equity shares outstanding at the beginning of the year	1,770,200	17,702,000	1,770,200	17,702,000
Issued, subscribed and fully paid up equity shares outstanding at the end of the year	1,770,200	17,702,000	1,770,200	17,702,000

B. Other equity

	Reserve and Surplus		Total other equity
	General reserve	Retained earnings	
	INR	INR	INR
Balance as as 1st April 2016	-	72,737,526	72,737,526
Profit for the year (a)	-	1,418,843	1,418,843
Other Comprehensive Income (b)	-	20,190,029	20,190,029
Total comprehensive income for the year (a+b)	-	21,608,872	21,608,872
Issue of equity shares	-	-	-
Dividend paid for the previous year	-	-	-
Tax on Dividend paid for the previous year	-	-	-
Balance as as 31st March 2017	-	94,346,397	94,346,397
Profit for the year (c)	-	1,792,542	1,792,542
Other Comprehensive Income (d)	-	27,639,147	27,639,147
Total comprehensive income for the year (c+d)	-	29,431,689	29,431,689
Dividend paid for the previous year	-	-	-
Tax on Dividend paid for the previous year	-	-	-
Balance as as 31st March 2018	-	123,778,086	123,778,086



Aqua Investment (India) Limited

Notes to financial statements for the year ended 31st March 2018 (contd.)

2. Non-current investments

	As at 31st March 2018		As at 31st March 2017		As at 1st April 2016	
	Units	INR	Units	INR	Units	INR
Investments measured at fair value through other comprehensive income						
Quoted, fully paid-up						
Equity shares of Ion Exchange (India) Ltd of INR 10 each	253,803	126,305,063	253,803	98,665,916	253,803	78,475,888
(A)		126,305,063		98,665,916		78,475,888
At cost in equity shares of associates						
Unquoted, fully paid-up						
Ion Exchange Enviro Farms Ltd of INR 10 each	3,000	30,000	3,000	30,000	3,000	30,000
Ion Exchange Financial Products Pvt Ltd of INR 10 each	1,200	12,000	1,200	12,000	1,200	12,000
(B)		42,000		42,000		42,000
Total non current investments (A+B)		126,347,063		98,707,916		78,517,888
Aggregate amount of quoted Investments		126,305,063		98,665,916		78,475,888
Aggregate amount of unquoted Investments		42,000		42,000.00		42,000.00



Aqua Investment (India) Limited

Notes to financial statements for the year ended 31st March 2018 (contd.)

3. Tax assets


	Non-current			Current		
	As at	As at	As at	As at	As at	As at
	31st March 2018	31st March 2017	1st April 2016	31st March 2018	31st March 2017	1st April 2016
	INR	INR	INR	INR	INR	INR
Income tax paid	170,623	-	-	-	-	-
	170,623	-	-	-	-	-

4. Cash and cash equivalents

	As at	As at	As at
	31st March 2018	31st March 2017	1st April 2016
	INR	INR	INR
Balances with banks			
On current accounts	336,715	1,155,624	671,310
Cash on hand	-	-	-
	336,715	1,155,624	671,310

5. Bank balances other than cash and cash equivalents

	As at	As at	As at
	31st March 2018	31st March 2017	1st April 2016
	INR	INR	INR
Balances with banks			
On deposit account	10,574,640	8,235,388	7,402,808
	10,574,640	8,235,388	7,402,808



Aqua Investment (India) Limited



Notes to financial statements for the year ended 31st March 2018 (contd.)

6. Loans

	Non-current			Current		
	As at 31st March 2018 INR	As at 31st March 2017 INR	As at 1st April 2016 INR	As at 31st March 2018 INR	As at 31st March 2017 INR	As at 1st April 2016 INR
Loans and advances to related parties						
(a) Unsecured, considered good	-	-	-	3,925,000	3,925,000	3,925,000
(b) Unsecured, considered doubtful	-	-	-	-	-	-
	-	-	-	3,925,000	3,925,000	3,925,000
Less: Provision for doubtful advances	-	-	-	-	-	-
(A)	-	-	-	3,925,000	3,925,000	3,925,000
Claims receivables (B)	-	-	-	-	-	108,097
(A+B+C)	-	-	-	3,925,000	3,925,000	4,033,097

7. Others

	As at 31st March 2018 INR	As at 31st March 2017 INR	As at 1st April 2016 INR
Interest accrued on deposit account	333,332	226,575	34,764
	333,332	226,575	34,764



Aqua Investment (India) Limited

Notes to financial statements for the year ended 31st March 2018 (contd.)

8. Equity share capital

	As at 31st March 2018		As at 31st March 2017		As at 1st April 2016	
	No of shares	INR	No of shares	INR	No of shares	INR
Authorised capital						
Equity shares of INR 10 each.	3,000,000	30,000,000	3,000,000	30,000,000	3,000,000	30,000,000
Issued, subscribed and fully paid-up capital						
Equity shares of INR 10 each.	1,770,200	17,702,000	1,770,200	17,702,000	1,770,200	17,702,000
	1,770,200	17,702,000	1,770,200	17,702,000	1,770,200	17,702,000

(a) Reconciliation of the shares outstanding at the beginning and at the end of the year

	As at 31st March 2018		As at 31st March 2017	
	No of shares	INR	No of shares	INR
At the beginning of the year	1,770,200	17,702,000	1,770,200	17,702,000
Add: Issued during the year	-	-	-	-
At the end of the year	1,770,200	17,702,000	1,770,200	17,702,000

(b) Terms/rights attached to equity shares



The company has only one class of equity shares having a par value of INR 10 per share. Each holder of equity shares is entitled to one vote per share. The company declares and pays dividends in Indian rupees. The dividend proposed by the Board of Directors is subject to the approval of the shareholders in the ensuing Annual General Meeting.

In the event of liquidation of the company, the holders of equity shares will be entitled to receive remaining assets of the company after distribution of preferential amounts. The distribution will be in proportion to the number of equity shares held by the shareholder.

(c) Details of shareholders holding more than 5% shares in the company *

	As at 31st March 2018		As at 31st March 2017		As at 1st April 2016	
	No of shares	% holding	No of shares	% holding	No of shares	% holding
Ion Exchange (India) Ltd The Holding Company	1,760,000	99.42%	1,760,000	99.42%	1,760,000	99.42%

* As per records of the company, including its register of shareholders/members and other declarations received from shareholders regarding beneficial interest, the above shareholding represents both legal and beneficial ownership of shares.



Aqua Investment (India) Limited

Notes to financial statements for the year ended 31st March 2018 (contd.)

9. Other equity




	As at 31st March 2018 INR	As at 31st March 2017 INR	As at 1st April 2016 INR
Retained earnings			
Balance as at April 1	94,346,397	72,737,526	248,545
Profit for the year	1,792,542	1,418,843	1,244,293
Other Comprehensive income			
Net fair value gain on investment in equity instruments at FVTOCI	27,639,147	20,190,029	71,244,688
	123,778,086	94,346,397	72,737,526
	123,778,086	94,346,397	72,737,526

10. Other current liabilities

	As at 31st March 2018 INR	As at 31st March 2017 INR	As at 1st April 2016 INR
Others liabilities	42,460	202,106	220,341
	42,460	202,106	220,341

11. Liabilities for tax

	Non-current			Current		
	As at 31st March 2018 INR	As at 31st March 2017 INR	As at 1st April 2016 INR	As at 31st March 2018 INR	As at 31st March 2017 INR	As at 1st April 2016 INR
Provision for income tax	-	-	-	164,827	-	-
	-	-	-	164,827	-	-



Aqua Investment (India) Limited

Notes to financial statements for the year ended 31st March 2018 (contd.)

12. Other income




	Year ended 31st March 2018 INR	Year ended 31st March 2017 INR
Interest income on		
- Bank deposit	622,126	624,838
- Inter corporate deposit	371,854	371,853
Dividend income on		
- Investment in holding company	888,311	761,409
Prior period items	15,748	-
	1,898,039	1,758,100

13. Other expenses

	Year ended 31st March 2018 INR	Year ended 31st March 2017 INR
Rates and taxes	9,896	7,185
Legal and professional charges	22,174	22,900
Auditors' remuneration (Refer note 13.1)	18,500	11,970
Bank charges	7,158	-
	57,728	42,055

13.1 Auditors' remuneration (excluding taxes)

	Year ended 31st March 2018 INR	Year ended 31st March 2017 INR
As auditor:		
- Audit fees	18,000	11,450
In other capacity:		
Reimbursement of expenses	500	520
	18,500	11,970



Aqua Investment (India) Limited
Notes to Financial Statements for the year ended 31st March 2018

1. Significant accounting policies

1.1. Corporate Information

Aqua Investment (India) Limited (the company) is a public company domiciled in India and incorporated under the provisions of the Companies Act, 1956. The Company has main source of revenue are from Dividend received from Equity Shares held in holding company and interest from Inter Corporate Deposit and Bank Deposits.

1.2. Basis of Preparation

a) Statement of compliance

The company's financial statements have been prepared in accordance with the provisions of the Companies Act, 2013 and the Indian Accounting Standards ("Ind AS") notified under the Companies (Indian Accounting Standards) Rules, 2015 issued by Ministry of Corporate Affairs in respect of sections 133 read with sub-section (1) of Section 210A of the Companies Act, 1956 (1 of 1956). In addition, the guidance notes/announcements issued by the Institute of Chartered Accountants of India (ICAI) are also applied.

These standalone financial statements are the first standalone financial statements prepared in accordance with Ind AS. For all periods upto and including the year ended March 31, 2017, the Company reported its Financial statements in accordance with the accounting standards notified under section 133 of the Companies Act 2013, read together with paragraph 7 of the Companies (Accounts) Rules, 2014 (hereinafter referred to as 'IGAAP'). The Financial statements for the year ended 31st March 2017 and the opening Balance Sheet as at 1st April 2016 have been restated in accordance with Ind AS for comparative information. Reconciliations and explanations of the effect of the transition from IGAAP to Ind AS on the Company's Balance Sheet, Statement of Profit and Loss and Statement of Cash Flows are provided in **note 15**.

These financial statements have been prepared and presented under the historical cost convention, on the accrual basis of accounting except for certain financial assets and financial liabilities that are measured at fair values at the end of each reporting period, as stated in the accounting policies set out below. The accounting policies have been applied consistently over all the periods presented in these financial statements.

This standalone financials statements have been approved for issue by the Board of Directors at their meeting held on 21st May 2018.

b) Functional and presentation currency

These financial statements are presented in Indian rupees, which is also the Company's functional currency.

c) Basis of measurement

These financial statements have been prepared on a historical cost convention.

1.3. Use of estimates

The preparation of the standalone financial statements in accordance with Ind AS requires use of judgements, estimates and assumptions that affect the application of accounting policies and the reported amounts of assets, liabilities, income and expenses. The actual results may differ from these estimates. Estimates and underlying assumptions are reviewed on an ongoing basis. Revisions to accounting estimates are recognised prospectively.

1.4. Measurement of fair values

The Company's accounting policies and disclosures require the measurement of fair values, for both financial and non-financial assets and liabilities.




The Company has an established control framework with respect to the measurement of fair values, which includes overseeing all significant fair value measurements. The management regularly reviews significant unobservable inputs and valuation adjustments. If third party information, such as broker quotes or pricing services, is used to measure fair values, then the management assesses the evidence obtained from the third parties to support the conclusion that such valuations meet the requirements of Ind AS, including the level in the fair value hierarchy in which such valuations should be classified.

When measuring the fair value of a financial asset or a financial liability, the Company uses observable market data as far as possible. Fair values are categorised into different levels in a fair value hierarchy based on the inputs used in the valuation techniques as follows.

- Level 1: quoted prices (unadjusted) in active markets for identical assets or liabilities.

- Level 2: inputs other than quoted prices included in Level 1 that are observable for the asset or liability, either directly (i.e. as prices) or indirectly (i.e. derived from prices).

- Level 3: inputs for the asset or liability that are not based on observable market data (unobservable inputs)."



Aqua Investment (India) Limited
Notes to Financial Statements for the year ended 31st March 2018

1. Significant accounting policies (contd...)

If the inputs used to measure the fair value of an asset or a liability fall into different levels of the fair value hierarchy, then the fair value measurement is categorised in its entirety in the same level of the fair value hierarchy as the lowest level input that is significant to the entire measurement. The Company recognises transfers between levels of the fair value hierarchy at the end of the reporting period during which the change has occurred.

1.5. Summary of significant accounting policies

a) Financial Instruments

Financial assets and financial liabilities are recognised in the Balance sheet when the Company becomes a party to the contractual provisions of the instrument. The Company determines the classification of its financial assets and financial liabilities at initial recognition based on its nature and characteristics.

A. Financial assets

(i) Initial recognition and measurement

All financial assets are recognised initially at fair value plus, in the case of financial assets not recorded at fair value through profit or loss, transaction costs that are attributable to the acquisition of the financial asset.

The financial assets include debt instruments, equity investments, loans, cash and bank balances.

(ii) Subsequent measurement

For the purpose of subsequent measurement, financial assets are classified in the following categories:

a) At amortised cost,

A financial asset is measured at amortised cost if it is held within a business model whose objective is to hold the asset in order to collect contractual cash flows and the contractual terms of the financial asset give rise on specified dates to cash flows that are solely payments of principal and interest on the principal amount outstanding.

b) At fair value through other comprehensive income (FVTOCI), and

A financial asset is measured at FVTOCI if it is held within a business model whose objective is achieved by both collecting contractual cash flows and selling financial assets and the contractual terms of the financial asset give rise on specified dates to cash flows that are solely payments of principal and interest on the principal amount outstanding.

c) At fair value through profit or loss (FVTPL)

A financial asset which is not classified in any of the above categories are measured at FVTPL

(iii) Equity investments

All equity investments in the scope of Ind AS 109 are measured at fair value.

Equity instruments included within the FVTPL category, if any, are measured at fair value with all changes recognized in profit or loss. The Company may make an irrevocable election to present in OCI subsequent changes in the fair value. The Company makes such election on an instrument-by-instrument basis. The classification is made on initial recognition and is irrevocable.



If the Company decides to classify an equity instrument at FVTOCI, then all fair value changes on the instrument, excluding dividends, are recognized in OCI.

(iv) Impairment of financial assets

All financial assets are reviewed for impairment at least at each reporting date to identify whether there is any objective evidence that a financial asset or a group of financial assets is impaired.

(v) De-recognition

The Company de-recognises a financial asset only when the contractual rights to the cash flows from the asset expires or it transfers the financial asset and substantially all the risks and rewards of ownership of the asset.



Aqua Investment (India) Limited
Notes to Financial Statements for the year ended 31st March 2018

1. Significant accounting policies (contd...)

B. Financial liabilities

(i) Initial recognition and measurement

All financial liabilities are recognised initially at fair value and, in the case of financial liabilities classified at amortised cost, net of directly attributable transaction costs.

The financial liabilities include trade and other payables, loans and borrowings etc.

(ii) Subsequent measurement

After initial recognition, financial liabilities are subsequently measured at amortised cost using the EIR method. Gains and losses are recognised in profit or loss when the liabilities are de-recognised as well as through the EIR amortisation process.

Amortised cost is calculated by taking into account any discount or premium on acquisition and fees or costs that are an integral part of the EIR. The EIR amortisation is included as finance costs in the Statement of Profit and Loss.

(iii) De-recognition

A financial liability is de-recognised when the obligation under the liability is discharged or cancelled or expires.

b) Revenue recognition

Revenue is recognized to the extent that it is probable that the economic benefits will flow to the Company and the revenue can be reliably measured.

Interest:

Revenue is recognized on a time proportion basis taking into account the amount outstanding and the rate applicable.

Dividends:

Revenue is recognized when the shareholders' right to receive payment is established by the Balance Sheet date.

c) Taxation

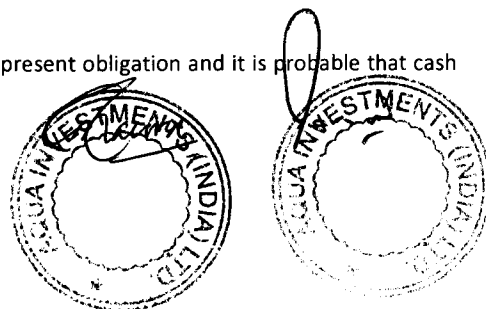
- i. Provision for current taxation has been made in accordance with the Indian Income tax laws prevailing for the relevant assessment years.
- ii. Deferred tax is recognized, subject to the consideration of prudence, on timing differences being the difference between taxable income and accounting income that originate in one period and are capable of reversal in one or more subsequent periods. Deferred tax is measured on the tax rates and the tax laws enacted or substantively enacted at the Balance Sheet date. Deferred tax assets are recognized only to the extent that there is reasonable certainty that sufficient future taxable income will be available against which such deferred tax assets can be realized. If the Company has unabsorbed depreciation or carry forward losses, deferred tax assets are recognized only if there is virtual certainty supported by convincing evidence that such deferred tax assets can be realized against future taxable profits.

The carrying amount of deferred tax assets is reviewed at each Balance Sheet date. The Company writes down the carrying amount of a deferred tax asset to the extent that it is no longer reasonably certain or virtually certain, as the case may be, that sufficient future taxable income will be available against which deferred tax asset can be realized. Any such write-down is reversed to the extent that it becomes reasonably certain or virtually certain, as the case may be, that sufficient future taxable income will be available.

At each Balance Sheet date, the Company re-assesses unrecognized deferred tax assets. It recognizes unrecognized deferred tax assets to the extent that it has become reasonably certain or virtually certain, as the case may be that sufficient future taxable income will be available against which such deferred tax assets can be realized.

d) Contingent Liabilities

Contingent Liabilities are disclosed when the company has possible or present obligation and it is probable that cash flow will not be required to settle that obligation.



Aqua Investment (India) Limited
Notes to Financial Statements for the year ended 31st March 2018

1. Significant accounting policies (contd..)

e) Earnings per share

Basic earnings per share are calculated by dividing the net profit or loss for the period attributable to equity shareholders (after deducting attributable taxes) by the weighted average number of equity shares outstanding during the period.

For the purpose of calculating diluted earnings per share, the net profit or loss for the period attributable to equity shareholders and the weighted average number of shares outstanding during the period are adjusted for the effects of all dilutive potential equity shares.

f) Segment reporting policies

The company operates in single business segment. Hence Ind AS 108 on segment reporting is not applicable.

g) Cash and cash equivalents

Cash and cash equivalents in the cash flow statement comprise cash at bank and in hand (if any).

14. Financial instruments

Financial instruments – Fair values and risk management

A. Accounting classification and fair values

The following table shows the carrying amounts and fair values of financial assets, including their levels are presented below. It does not include the fair value information for financial assets not measured at fair value if their carrying amount is a reasonable approximation of fair value.

(INR)

	As at 31st March 2018			As at 31st March 2017			As at 1st April 2016		
	Carrying amount	Fair value		Carrying amount	Fair value		Carrying amount	Fair value	
		Level of input used in Level 1	Level 2		Level of input used in Level 1	Level 2		Level of input used in Level 1	Level 2
Financial assets – Non-Current	-	-	-	-	-	-	-	-	-
Financial assets - Current *									
At amortised cost									
Cash and cash equivalents	3,36,715			11,55,624			6,71,310		
Bank Balances other than Cash and cash equivalents	1,05,74,640			82,35,388			74,02,808		
Loans and Advances	39,25,000			39,25,000			40,33,097		
Others	3,33,332			2,26,575			34,764		
Financial Liabilities - Current *									
At amortised cost									
Other current liabilities	42,460			2,02,106			2,20,341		

* The Company has not disclosed the fair value of current financial instruments such as cash and cash equivalent, bank balances others than cash and cash equivalent, Loans and Advances, Others Financial Assets and Other Current Liabilities because their carrying amounts are a reasonable approximation of fair value.




B. Measurement of fair values

Valuation techniques and significant unobservable inputs

The following tables show the valuation techniques used in measuring Level 2 and Level 3 fair values, as well as the significant unobservable inputs used.

Financial instruments measured at fair value

Type	Valuation technique
Non-current financial assets measured at amortised cost	Discounted cash flow technique: The valuation model considers present value of expected payments discounted using appropriate discounting rate.



Aqua Investment (India) Limited
Notes to Financial Statements for the year ended 31st March 2018

14. Financial instruments (contd..)

C. Financial risk management

The Company has exposure to the following risks arising from financial instruments:

- Credit risk;
- Liquidity risk; and
- Market risk

(i) Risk management framework

The Company's board of directors has overall responsibility for the establishment and oversight of the Company's risk management framework.

The Company's risk management policies are established to identify and analyse the risks faced by the Company, to set appropriate risk limits and controls and to monitor risks and adherence to limits. Risk management policies and systems are reviewed regularly to reflect changes in market conditions and the Company's activities. The Company, through its training and management standards and procedures, aims to maintain a disciplined and constructive control environment in which all employees understand their roles and obligations.

(ii) Credit risk

Credit risk is the risk of financial loss to the Company if a customer or counterparty to a financial instrument fails to meet its contractual obligations and arises principally from the Company's receivables from customers and investment securities.

Cash and cash equivalents

The Company held cash and cash equivalents of INR 3,36,715 as at 31st March 2018 (as at 31st March 2017: INR 11,55,624, as at 1st April 2016: INR 6,71,310). The cash and cash equivalents are held with banks with good credit ratings.

Other bank balances

The Company held other bank balances equivalents of INR 1,05,74,640 as at 31st March 2018 (as at 31st March 2017: INR 82,35,388, as at 1st April 2016: INR 74,02,808). The other bank balances are mainly surplus fund invested in bank fixed deposits.

Loans and Advances

Loans and advances comprises of Inter Corporate Deposit and MAT Credit of INR 39,25,000 as at 31st March 2018 (as at 31st March 2017: INR 39,25,000, as at 1st April 2016: INR 40,33,097). The Inter Corporate Deposit is held with Ion Exchange India Ltd., holding company of the Company.

Investments

The Company limits its exposure to credit risk by generally investing in liquid securities and only with counterparties that have a good credit rating. The Company does not expect any losses from non-performance by these counterparties, and does not have any significant concentration of exposures to specific industry sectors or specific country risks.

Other financial assets

Other financial assets comprises of interest accrued on fixed deposits.

(iii) Liquidity risk

Liquidity risk is the risk that the Company will encounter difficulty in meeting the obligations associated with its financial liabilities that are settled by delivering cash or another financial asset. Since the Company does not have contractual maturities of financial liabilities at the reporting date, there is not liquidity risk at the reporting date.




(iv) Market risk

The Company is not exposed to any currency risk since no business operations in other countries. The functional currency of the Company is Indian Rupee.

15. First Time Adoption of Ind AS

For the purposes of reporting as set out in note 1.2, the company has transitioned our basis of accounting from Indian generally accepted accounting principles ("IGAAP") to Ind AS. The accounting policies set out in note 1 have been applied in preparing the financial statements for the year ended 31st March 2018, the comparative information presented in these financial statements for the year ended 31st March 2017 and in the preparation of an opening Ind AS balance sheet at 1st April 2016 (the "transition date").

In preparing opening Ind AS balance sheet, the company has adjusted amounts reported in financial statements prepared in accordance with IGAAP. An explanation of how the transition from IGAAP to Ind AS has affected the financial performance, cash flows and financial position is set out in the following tables and the notes that accompany the tables. On transition, the company did not revise estimates previously made under IGAAP except where required by Ind AS.



Aqua Investment (India) Limited
Notes to Financial Statements for the year ended 31st March 2018

15. First Time Adoption of Ind AS (contd..)

Explanation of transition to Ind AS

In preparing the financial statement, the company has applied the below mentioned optional exemptions and mandatory exceptions

Investment in Holding Company

The company has elected to use the exemption to measure all investments in associates as recognised in the financial statements as at the date of transition to Ind AS, measured as per the previous GAAP and use that as its deemed cost as at the date of transition (1st April 2016).

Derecognition of financial assets and financial liabilities

The company has elected to use the exemption for derecognition of financial assets and liabilities prospectively i.e. after 1st April 2016.

Classification and measurement of financial assets

Ind AS 101 requires an entity to assess classification of financial assets on the basis of facts and circumstances existing as on the date of transition. Further, the standard permits measurement of financial assets accounted at amortised cost based on facts and circumstances existing at the date of transition if retrospective application is impracticable.

Accordingly, the company has determined the classification of financial assets based on facts and circumstances that exist on the date of transition. Measurement of financial assets accounted at amortised cost has been done retrospectively except where the same is impracticable.

Reconciliation of equity as at 31st March 2017 and 1st April 2016



Particulars	Footnote reference	As on 1 April 2016 INR	As on 31 March 2017 INR
Net worth under IGAAP		1,91,94,838	2,06,13,681
Summary of Ind AS adjustments			
Current Investments measured at fair value	(a)	7,12,44,688	9,14,34,716
Total Ind AS adjustments		7,12,44,688	9,14,34,716
Net worth under Ind AS		9,04,39,526	11,20,48,397

There were no material differences between the Statement of Cash Flows presented under Ind AS and the Previous GAAP

Notes to reconciliations

(a) **FVTOCI financial assets:**

Under Indian GAAP, the Company accounted for investments in unquoted and quoted equity shares as investment measured at cost less provision for other than temporary diminution in the value of investments. Under Ind-AS, the Company has designated such investments as FVTOCI investments. Ind-AS requires FVTOCI investments to be measured at fair value. At the date of transition to Ind AS, difference between the fair value of the instruments and its Previous GAAP carrying amount has been recognised in retained earnings through OCI



Aqua Investment (India) Limited
Notes to Financial Statements for the year ended 31st March 2018

16. Earning per Share (EPS)

Particulars		31 st March 2018 INR	31 st March 2017 INR
I	Profit Computation for both Basic and Diluted Earnings per Share of INR 10 each Net Profit / (Loss) as per Profit and Loss Account available for Equity Shareholders (In INR)	17,92,542	14,18,843
II	Weighted average number of equity shares for Earnings per Share computation		
	A) For Basic Earnings per Share	17,70,200	17,70,200
	B) For Diluted Earnings per Share		
	No. of shares for Basic EPS as per IIA	17,70,200	17,70,200
	Add: Weighted Average outstanding employee stock options deemed to be issued for no consideration	Nil	Nil
	No. of Shares for Diluted Earnings per Share	17,70,200	17,70,200
III	Earnings per Share in Rupees (Weighted Average)		
	Basic	1.01	0.80
	Diluted	1.01	0.80

17. Related Party Transactions


Where control exists		
a)	Holding Company	Ion Exchange (India) Limited
Others		
b)	Associates	Ion Exchange Enviro Farms Limited Ion Exchange Financial Products Private Limited
c)	Key Management Personnel	Mr. Rajesh Sharma - Director Mr. Ajay Popat - Director Mr. N. M. Ranadive - Director

I. Transactions during the year with Related Parties

Nature of transaction	(INR)					
	Parties referred to in (a) above		Parties referred to in (b) & (c) above		Total	
	2017-2018	2016-2017	2017-2018	2016-2017	2017-2018	2016-2017
Dividend Received						
Ion Exchange (India) Limited	8,88,311	7,61,409	Nil	Nil	8,88,311	7,61,409
Total	8,88,311	7,61,409	Nil	Nil	8,88,311	7,61,409
Interest on Inter Corporate Deposit						
Ion Exchange (India) Limited	3,71,854	3,71,853	Nil	Nil	3,71,854	3,71,853
Total	3,71,854	3,71,853	Nil	Nil	3,71,854	3,71,853
Inter Corporate Deposit Outstanding						
Ion Exchange (India) Limited	39,25,000	39,25,000	Nil	Nil	39,25,000	39,25,000
Total	39,25,000	39,25,000	Nil	Nil	39,25,000	39,25,000

18. Previous year figures have been regrouped / reclassified wherever necessary, to confirm to current year's classification.

As per our report of even date
For L. V. Srinivasan & Associates
Firm registration No.113830W
Chartered Accountants


CA L. V. Srinivasan
Proprietor
Membership No. 44415

Place : Mumbai
Date : 21st May 2018



For and on behalf of the board of directors
Aqua Investment (India) Limited


Rajesh Sharma
Director


N. M. Ranadive
Director

Place : Mumbai
Date : 21st May 2018

